

READING FESTIVAL SINT MAARTEN

10 ideas for activities



de Taalkoffer

OPLEIDING - LESMATERIAAL - ADVIES




introduction





introduction

- Choose three words from the image to talk about yourself.
- Do you see a word that starts with...?
- Describe the image.
- I see, I see an animal wearing red shorts and red shoes...

 Use a search-and-find book or a book with hidden object pictures that have a lot of detail. Show this book during the activity as well.

source: [Alfabet - Charlotte Dematons](#)






de Taalkoffer
OPLEIDING · LESMATERIAAL · ADVIES



workshop objectives

- Understand the purpose of promotion of reading and the reading festival.
- Be able to prepare three activities for your students.
- Write a short report on the activities you conducted during the festival.



de Taalkoffer
OPLEIDING · LESMATERIAAL · ADVIES



purpose of the reading festival

making reading fun for children

open avenues where students can access materials

expose teachers to making reading fun

teaching children how to read



developing vocabulary

develop imagination

developing listening skills

engaging them in the reading proces

more confidence in reading and speaking

enforce interest in reading



de Taalkoffer
OPLEIDING · LESMATERIAAL · ADVIES



book heroes in motion



de Taalkoffer
OPLEIDING · LESMATERIAAL · ADVIES



book heroes in motion



Dolfje Weerwolfje



Mathilda



Dogman



Geheim Agent Opa



Anansi



Geronimo Stilton



Pippi Langkous



Suske en Wiske



Drama Queen



Malaika



Elmer



Kikker



book heroes in motion

- Make cards of well-known characters from books that the children are familiar with or might encounter in books suitable for their age level.
- Laminate the cards and cut them out (possibly make 3 copies of each, so that multiple children can choose the same card).
- Spread the cards out on the floor or on a large table.
- Explain the activity and briefly demonstrate it (modeling).
- Let each child pick a card.
- When the music starts, the children dance around the classroom. When the music stops, they talk to a friend about their card.
- Repeat this three times.



Choose characters from books in different languages (Dutch - English - Spanish).



de Taalkoffer
OPLEIDING · LESMATERIAAL · ADVIES



discovering books in a book circle



de Taalkoffer
OPLEIDING · LESMATERIAAL · ADVIES




discovering books in a book circle

 Engage students in a fun, interactive way to explore books using movement and observation.

 In this activity, each student is given a book. The teacher leads the group in a series of listening and movement exercises using the books. For example:

- "Place the book on your head."
- "Put the book under your chair."
- "Pass your book to your neighbor."
- "Who has a big/small book?"
- "Who has a thick/thin book?"
- "Who has a book about animals?"

- 
- Enhances listening and observational skills.
 - Encourages students to explore books physically and visually.
 - Promotes interaction and comparison between books.



de Taalkoffer
OPLEIDING · LESMATERIAAL · ADVIES



book sushi





de Taalkoffer
OPLEIDING · LESMATERIAAL · ADVIES



book sushi

 Familiarize students with multiple books in a short amount of time.

 In "Book Sushi," students sit in a circle, each with a different book. Every 2 minutes, they read their book and then pass it to the next person. This continues for 3 rounds, allowing students to experience 3 different books. The activity encourages students to share their impressions and decide if they want to dive deeper into one of the books.

- 
- Quick exposure to a variety of books.
 - Encourages brief but focused reading.
 - Engages students in a fast-paced, interactive reading experience.



de Taalkoffer

OPLEIDING · LESMATERIAAL · ADVIES





book dance



book dance

 Encourage students to share books while incorporating movement and creativity.

 In the "Book Dance" activity, students walk or dance around the room, each holding a book they've been reading. When the music stops, they pair up with the nearest student and share something about their book—whether it's a favorite character, scene, or why they like it. The activity combines physical movement with book sharing in a fun, lively way.

- 
- Combines physical activity with reading.
 - Encourages students to articulate their thoughts on a book.
 - Promotes peer-to-peer book discussions.



the book box



Source: debibliotheekopschool / 25 werkvormen voor de boekenkring

the book box



Source: debibliotheekopschool / 25 werkvormen voor de boekenkring



de Taalkoffer
OPLEIDING · LESMATERIAAL · ADVIES

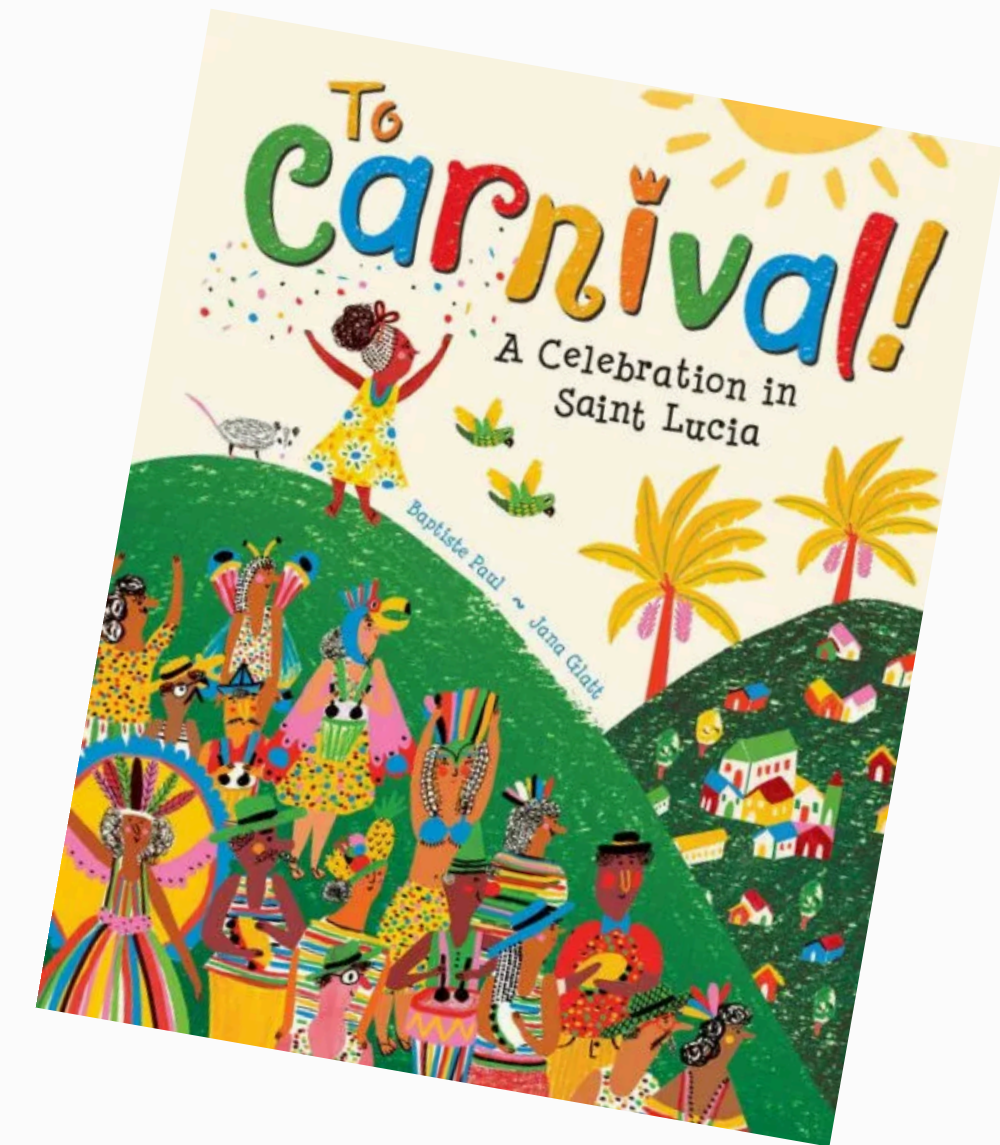


the book box



Source: debibliotheekopschool / 25 werkvormen voor de boekenkring

the book box




Source: debibliotheekopschool / 25 werkvormen voor de boekenkring




de Taalkoffer
OPLEIDING · LESMATERIAAL · ADVIES

the book box

 Spark curiosity and discussion about a book through the use of objects.

 The "Book Box" contains a selection of objects related to a story. As each object is pulled out, students discuss what they think the object represents and how it might relate to the book. After all objects have been examined, the teacher reveals the book and reads a passage. The activity helps students make predictions and connections between the objects and the story.

- 
- Encourages imaginative thinking and prediction.
 - Engages students in discussions about themes and story elements.
 - Builds excitement for reading the book.





de Taalkoffer

OPLEIDING · LESMATERIAAL · ADVIES





1, 2, 3, guess which book I see?




1, 2, 3, guess which book I see?

 Encourage discussion and critical thinking through book cover analysis.

 In this activity, the teacher shows three book covers and reads a short passage from one of the books. Students are tasked with guessing which cover matches the passage. The focus is not on getting the correct answer but on discussing why they think a particular cover fits. This encourages students to engage with book design, content, and storytelling elements.

- 
- Promotes critical thinking and discussion.
 - Engages students in visual and content analysis.
 - Builds excitement around book choices.



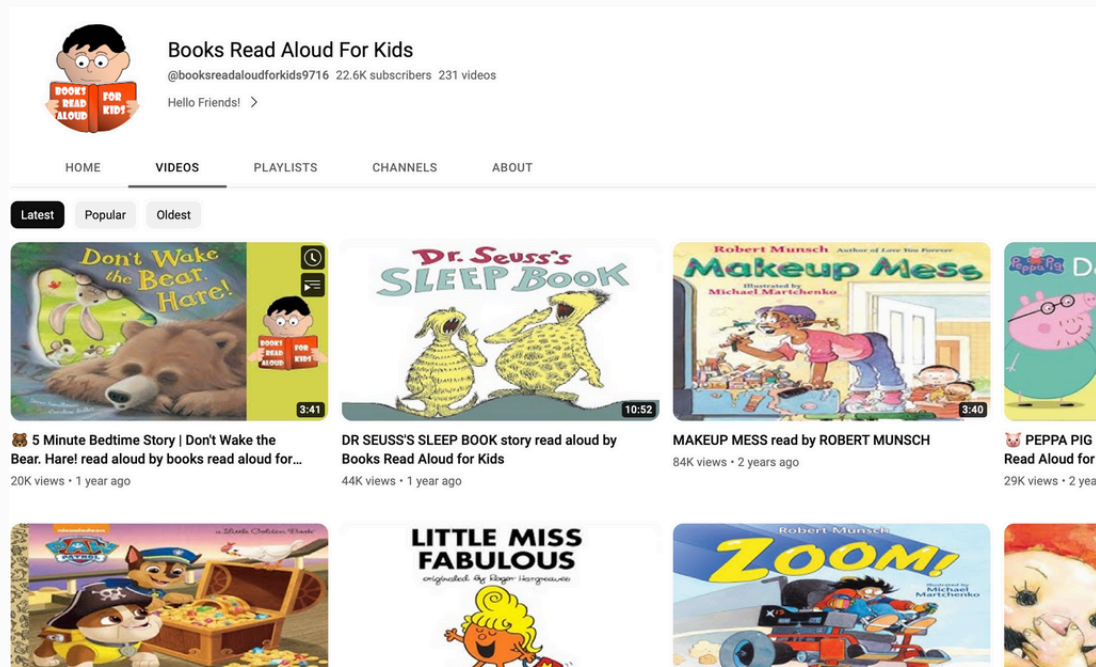
the power of storytelling / reading aloud



Bereslim



Prentenboeken in alle talen



Books read aloud for kids



Storyline online




de Taalkoffer
OPLEIDING - LESMATERIAAL - ADVIES

the power of storytelling / reading aloud

 Explore different ways to engage students in read-aloud activities.

 Techniques for Reading Aloud:


1. Use of Voice
2. Visual Aids
3. Interaction
4. Storytelling Without a Book


- 
- Enhances listening skills.
 - Builds vocabulary.
 - Encourages students to connect with stories on a personal level.
 - Promotes group interaction and discussions



the power of storytelling / reading aloud

 Help students set specific goals to improve their reading and listening comprehension.

 Before engaging in a reading or listening activity, students can set personal goals, such as understanding a key theme, identifying specific information, or analyzing a character's actions. These goals provide focus and purpose, making the activity more structured and intentional.

- 
- Helps students develop critical thinking and goal-setting skills.
 - Encourages active reading and listening.
 - Improves comprehension by giving students a clear objective.



de Taalkoffer

OPLEIDING · LESMATERIAAL · ADVIES



the power of storytelling / reading aloud

What kind of story did you think it was when you saw the title?
Was that correct?

Do you recognize anything from other books?

Which character captivates you the most?

Did any words or sentences stand out to you that you found particularly beautiful?

Where does the story take place? Is the environment important for the story?

Who is telling the story?

Are there any words in the story that you don't know?

Have you ever experienced something like this yourself?
What?



the power of storytelling / reading aloud

Do you want to read it again?

Do you know someone who would find this story very beautiful?

What do you find most important about this story/book?

Can you mention a part that could never have happened?

What are you going to tell your friends about it?

Does one of the characters remind you of someone you know?

Which characters does the narrator like? How do you notice that?

What do you know about the author?



the power of storytelling / reading aloud

- Choose a book related to the classroom theme or let the children choose a book.
- Why do you choose this book? Does the story exist in other languages? Or do you have other stories from the same author/illustrator?
- Do the children know the vocabulary? How can you help to understand the story?
 - pre-teaching
 - strategies
 - pictures
- How do the children react to the story?
- What do you do afterwards? Why?



de Taalkoffer
OPLEIDING · LESMATERIAAL · ADVIES



book tasting



de Taalkoffer
OPLEIDING · LESMATERIAAL · ADVIES



book tasting



1

De titel van het boek is:

De schrijver van het boek is:

Ik vind het boek:



2

De titel van het boek is:

De schrijver van het boek is:

Ik vind het boek:



3

De titel van het boek is:

De schrijver van het boek is:

Ik vind het boek:





de Taalkoffer
OPLEIDING · LESMATERIAAL · ADVIES



book tasting

 Introduce students to different books in a fun, interactive way.

 "Book Tasting" mimics a food tasting experience, where students get a brief 'taste' of multiple books. Arrange the classroom like a café or restaurant, where students have 2-3 minutes to browse or read a selection of books. After each round, students pass the book to the next person. At the end of the activity, they choose which book they would like to explore further.

- 
- Allows students to sample different genres and authors.
 - Helps them decide on books they'd like to read fully.
 - Encourages curiosity and discovery in a non-traditional reading setting.



de Taalkoffer
OPLEIDING · LESMATERIAAL · ADVIES



About us



<https://www.detaalkoffer.com>



info@detaalkoffer.com



@deTaalkoffer

The mission of "de Taalkoffer" is to support schools and teachers in developing and implementing strong language education through training, material development, and advice.

We aim to inspire and assist teachers in their language lessons so that their students can communicate and learn with confidence and enthusiasm.



de Taalkoffer

OPLEIDING - LESMATERIAAL - ADVIES



<https://www.biblioneef.nl>



lees@biblioneef.nl



@biblioneef_nederland

The goal of Biblioneef is to let all children, regardless of their personal circumstances, discover at a young age how much pleasure and joy reading can bring, and to turn them into enthusiastic readers for the rest of their lives. Biblioneef works closely with schools that have insufficient resources and with local libraries that are either too far from a public library or simply do not have enough means to purchase new books.

We assist teachers and library staff in setting up or improving their own libraries and organizing reading sessions.

